










Turnbuckles


S. D. M.
Qualified Fittings

Forged Turnbuckles, U.S.Type, meet FED SPEC FF-T-791b

	Size (inch)	Unit Weight (Lbs/pc)					W.L.L. (Lbs)		
		Eye-Eye		Jaw-Eye	Jaw-Jaw	Stud end	bBody only	Hook-Hook	Eye&Eye
		Take-up	Hook-Hook					Hook-Hook	Jaw&Eye
 AD01HE	1/4*4		0.3	0.3	0.4	0.29	0.17	400	500
	5/16*4 1/2		0.5	0.35	0.58	0.46	0.25	700	800
	3/8*6		0.75	0.82	0.93	0.75	0.3	1	12
	1/2*6		1.5	1.62	1.68	1.36	0.55	1.5	2.2
 AD01HH	1/2*9		1.75	1.82	1.85	1.69	0.74	1.5	2.2
	1/2*12		2.18	2.19	2.2	2	0.93	1.5	2.2
	5/8*6		2.63	2.59	2.82	2.15	0.91	2.25	3.5
	5/8*9		3	3.01	3.25	2.7	1.2	2.25	3.5
 AD01EE	5/8*12		3.25	3.5	3.75	3.22	1.5	2.25	3.5
	3/4*6		3.75	4.25	4.68	3.25	1.3	3	5.2
	3/4*9		4.5	5	5.38	4	1.7	3	5.2
	3/4*12		5.75	5.75	6.12	4.65	2.12	3	5.2
 AD01JE	3/4*18		7	7.25	7.25	6.12	2.93	3	5.2
	7/8*6	--	--	--	--	4.75	2	--	7.2
	7/8*12		8.38	8.88	9.36	6.67	3	4	7.2
	7/8*18		10.25	10.6	11.44	8.75	4.12	4	7.2
	1*6	--	--	--	--	6.41	2.5	--	10
	1*12		11.25	12	12.88	8.9	3.86	5	10
	1*18		14	14.75	16.1	11.7	5.5	5	10
 AD01JJ	1*24		17	17.75	18.6	14.3	7	5	10
	1 1/4*6	--	--	--	--	10.4	4	--	15.2
	1 1/4*12		19	21.2	23.6	14.2	5.93	--	15.2
	1 1/4*18		24.1	26	26.6	18	8	--	15.2
 AD01SE	1 1/4*24		25	28.7	31.2	21.8	10	--	15.2
	1 1/2*6	--	--	--	--	15.4	5.8	--	21.4
	1 1/2*12		27	31.1	35.5	20.5	8.4	--	21.4
	1 1/2*18		31.2	36.4	40.7	26.2	11.5	--	21.4
	1 1/2*24		38.2	44.2	47.6	31.4	14.1	--	21.4
 AD01SE	13/4*6	--	--	--	--	22.7	8.75	--	28
	13/4*18		45	48.8	52.4	--	--	--	28
	13/4*24		58	60	64	43.9	19.5	--	28
	2*6	--	--	--	--	31.5	12.5	--	37
	2*24		90	102	115	60.3	27.5	--	37
	2 1/2*6	--	--	--	--	60.8	27	--	60
	2 1/2*24		183	180	200	110	54	--	60
23/4*24		180	214	248	--	54	--	75	

Turnbuckles DIN 1480 Type, Hook/Eye

Available:
Hook/Hook
Eye/Eye
Jaw-Jaw
Stud end



AD02

Size	Body Length	Kg/100pcs
M 6	110	9.4
M 8	110	16
M 10	125	29
M 12	125	43
M 14	140	62
M 16	170	92
M 20	200	168
M 22	220	217
M 24	255	283
M 27	255	411
M 30	255	480

Turnbuckles DIN 1478 Type

Available:
Hook/Hook
Eye/Eye
Stud end



AD03

Size	Body Length	kg/100pc
M6	110	11.6
M8	110	19
M10	125	31
M12	125	42
M16	170	89
M20	200	158
M24	255	292
M30	255	430
M36	295	605

Frame Turnbuckles JIS Type, Hook/Eye

Available:
Hook/Hook
Eye/Eye



AD04

Size	Body Length	kg/100pc	T.L./ton
M6	100	11	1
M8	125	22	1.2
M10	150	29	1.5
M12	200	57	2
M16	250	103	3
M20	300	177	4
M22	330	260	5
M24	350	373	6

Rigging Screw (closed body/Pipe/Tube Turnbuckle)

Available:
Jaw-Eye
Eye/Eye



AD05

Size	Body Length	kg/100pc	T.L./ton
M12	229	67	1
M16	229	120	1.5
M20	229	215	2.25
M22	305	325	3.25
M24	356	520	4.25
M27	368	675	5.25
M32	381	935	7.25
M39	406	1120	10.25

Turnbuckles Commercial Type, Hook/Eye

Available:
Hook/Hook
Eye/Eye



AD06

Size	Body Length	kg/100pc	W.L.L./ton
M6	100	16	0.1
M8	125	24	0.2
M10	150	36	0.3
M12	200	64	0.5
M16	250	144	1
M20	300	225	1.5
M22	330	353	2.2
M24	350	434	3

D-D Turnbuckles (Hamburger Turnbuckle)



AD07

Size	Bolt Length	kg/100pc
M24	400	290
M24	500	300
M27	400	380
M27	500	440
M30	400	480
M30	500	500
M36	400	680
M36	500	700